



สรุปข้อมูลธุรกิจประกันชีวิต ประจำปีไตรมาส 2/2564

ข้อมูลเดือน มกราคม - มิถุนายน 2564

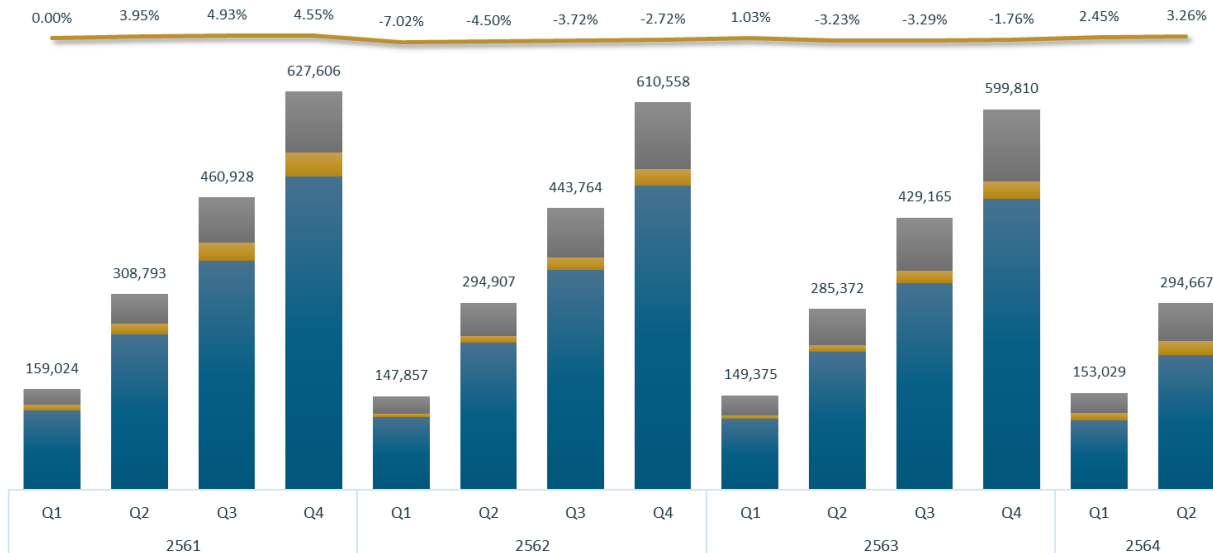




1. เบี้ยประกันภัยรับตรง

Unit : Million baht

Life Direct Premium : (All)

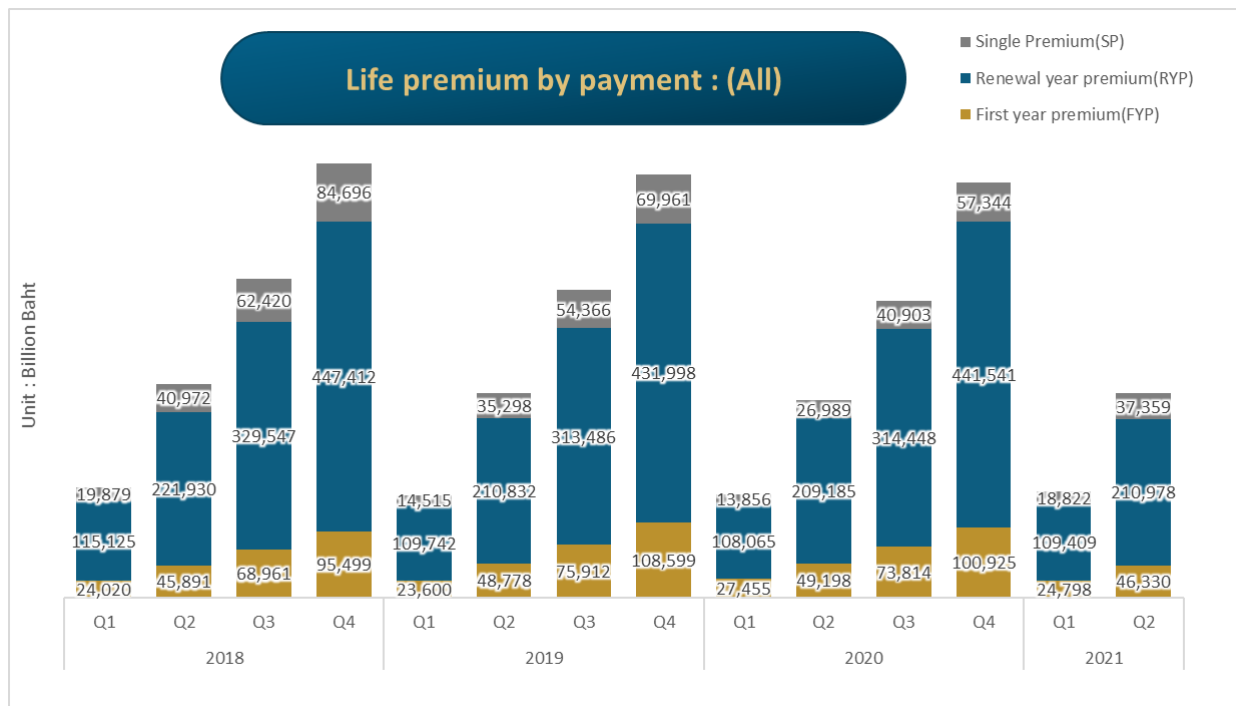


Life Direct Premium : (All)		Year To Date		
		2020Q2	2021Q2	Change%
Million Baht	Life Total	285,372	294,667	↑ +3.26%
	OTHER_RIDER	5,795	4,356	↓ -24.84%
	HEALTH_RIDER	42,395	45,194	↑ +6.60%
	ACCIDENT_RIDER	8,427	10,287	↑ +22.06%
	ULIFE_MAIN	640	1,321	↑ +106.21%
	UNIT_LINK_MAIN	10,502	20,381	↑ +94.07%
	PA_MAIN	2,261	2,215	↓ -2.03%
	ANNUITY_MAIN	4,140	4,248	↑ +2.61%
	GROUP_MAIN	20,437	22,060	↑ +7.94%
	INDUSTRIAL_MAIN	2,746	2,532	↓ -7.80%
ORDINARY_MAIN	188,028	182,074	↓ -3.17%	

Life Direct Premium : (All)		Year To Date		
		2020Q2	2021Q2	Change%
proportion	Life Total	100.00%	100.00%	
	OTHER_RIDER	2.03%	1.48%	↓ -0.55%
	HEALTH_RIDER	14.86%	15.34%	↑ +0.48%
	ACCIDENT_RIDER	2.95%	3.49%	↑ +0.54%
	ULIFE_MAIN	0.22%	0.45%	↑ +0.22%
	UNIT_LINK_MAIN	3.68%	6.92%	↑ +3.24%
	PA_MAIN	0.79%	0.75%	↓ -0.04%
	ANNUITY_MAIN	1.45%	1.44%	↓ -0.01%
	GROUP_MAIN	7.16%	7.49%	↑ +0.32%
	INDUSTRIAL_MAIN	0.96%	0.86%	↓ -0.10%
ORDINARY_MAIN	65.89%	61.79%	↓ -4.10%	



1. เบี้ยประกันภัยรับตรง



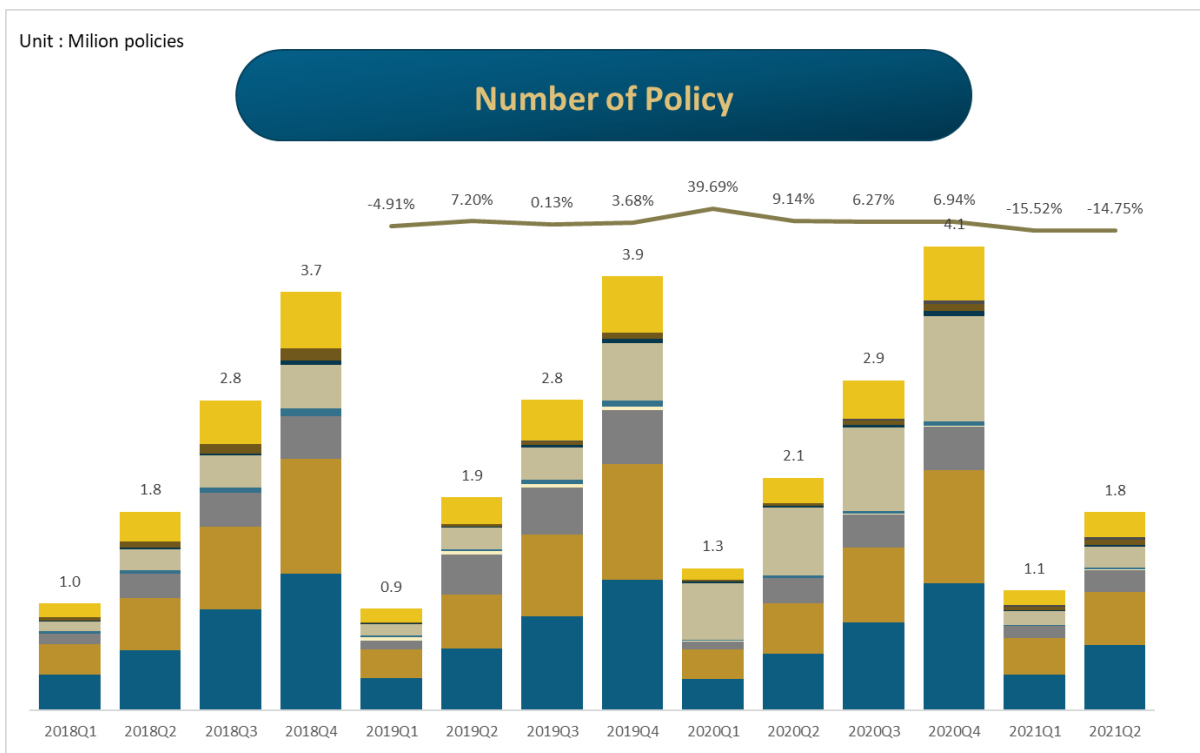
Life premium by payment : (All)		Year To Date		
		2020Q2	2021Q2	Change%
Million Baht	Life Total	285,372	294,667	↑ +3.26%
	First year premium (FYP)	49,198	46,330	↓ -5.83%
	Renewal year premium (RYP)	209,185	210,978	↑ +0.86%
	Single Premium (SP)	26,989	37,359	↑ +38.42%

Life premium by payment : (All)		Year To Date		
		2020Q2	2021Q2	Change%
proportion	Life Total	100.00%	100.00%	
	First year premium (FYP)	17.24%	15.72%	↓ -1.52%
	Renewal year premium (RYP)	73.30%	71.60%	↓ -1.70%
	Single Premium (SP)	9.46%	12.68%	↑ +3.22%



2. จำนวนกรมธรรม์

2.1 จำนวนกรมธรรม์ใหม่



Number of Policy		Year To Date		
		2020Q2	2021Q2	Change%
Policies	Total	2,067,775	1,762,805	↓ -14.75%
	PA	221,874	222,358	↑ +0.22%
	ULIFE	5,423	21,477	↑ +296.04%
	UNITLINK	24,458	45,805	↑ +87.28%
	ANNUITY	15,852	15,800	↓ -0.33%
	GROUP	601,950	186,681	↓ -68.99%
	INDUSTRY	18,148	16,324	↓ -10.05%
	OTHER	3,004	4,162	↑ +38.55%
	TERM	226,041	199,579	↓ -11.71%
	SAVING	444,715	471,433	↑ +6.01%
WHOLELIFE	506,310	579,186	↑ +14.39%	

Number of Policy		Year To Date		
		2020Q2	2021Q2	Change%
proportion	Total	100.00%	100.00%	
	PA	10.73%	12.61%	▲ +1.88%
	ULIFE	0.26%	1.22%	▲ +0.96%
	UNITLINK	1.18%	2.60%	▲ +1.42%
	ANNUITY	0.77%	0.90%	▲ +0.13%
	GROUP	29.11%	10.59%	▼ -18.52%
	INDUSTRY	0.88%	0.93%	▲ +0.05%
	OTHER	0.15%	0.24%	▲ +0.09%
	TERM	10.93%	11.32%	▲ +0.39%
	SAVING	21.51%	26.74%	▲ +5.24%
WHOLELIFE	24.49%	32.86%	▲ +8.37%	



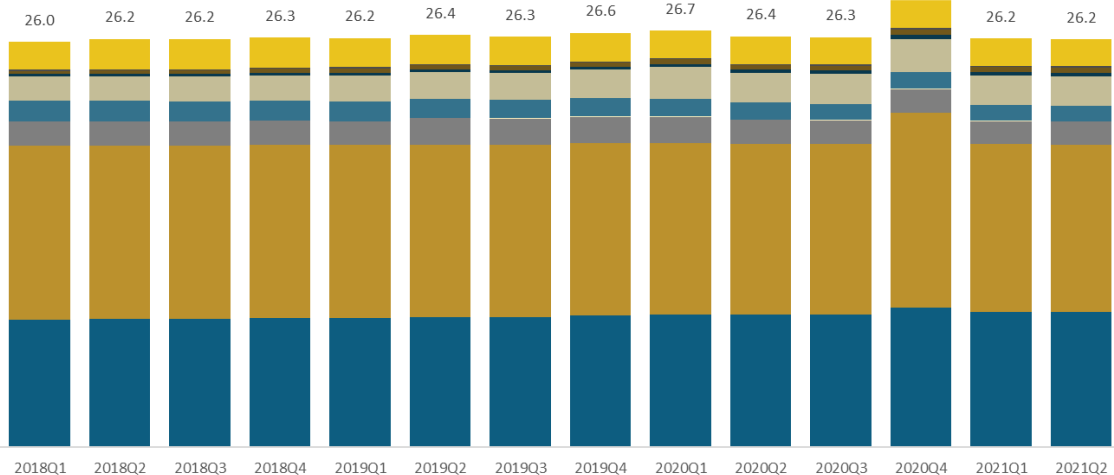
2. จำนวนกรมธรรม์

2.2 จำนวนกรมธรรม์ที่มีผลบังคับใช้

Unit : Million policies

Number of Policy inforce

1.03% 0.93% 0.58% 1.22% 1.78% -0.29% -0.13% 7.77% -1.89% -0.68%

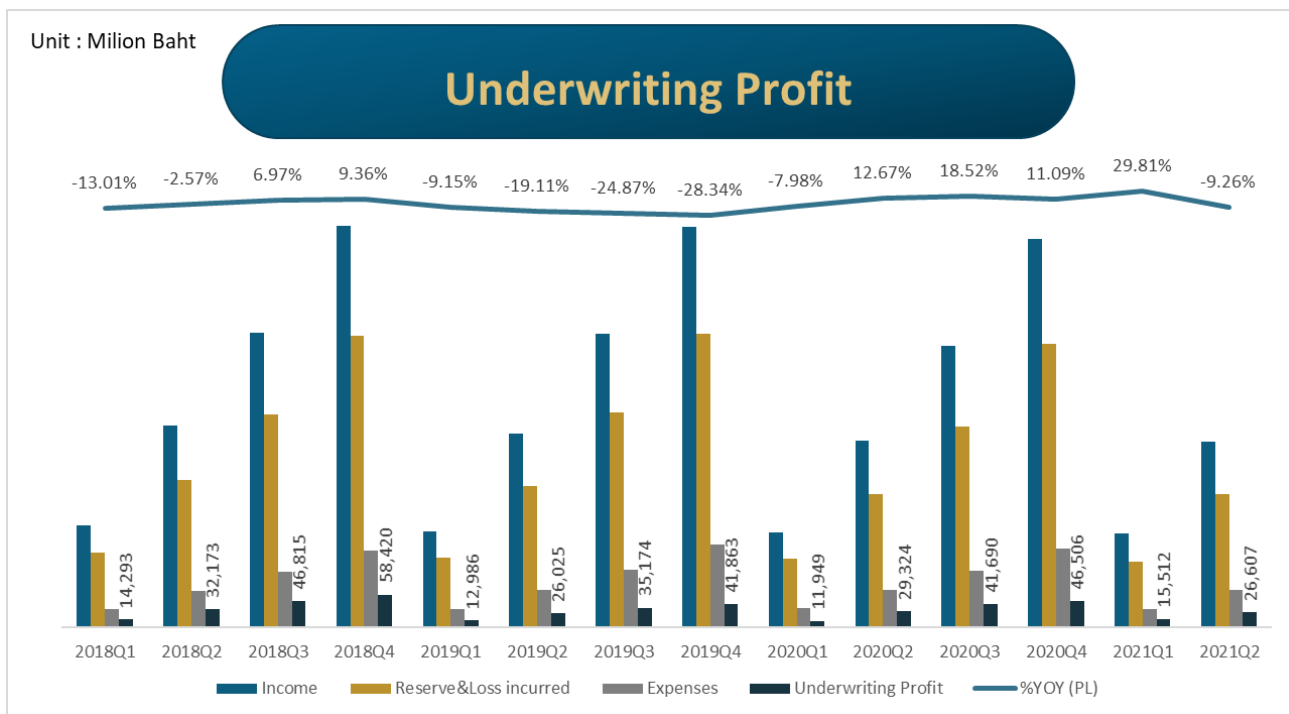


Number of Policy inforce		Year To Date		
		2020Q2	2021Q2	Change%
Policies	Total	26,351,168	26,173,260	↓ -0.68%
	PA	1,769,363	1,695,612	↓ -4.17%
	ULIFE	71,117	134,499	↑ +89.12%
	UNITLINK	294,497	335,068	↑ +13.78%
	ANNUITY	201,978	225,674	↑ +11.73%
	GROUP	1,919,968	1,899,792	↓ -1.05%
	INDUSTRY	1,074,976	968,437	↓ -9.91%
	OTHER	33,254	36,818	↑ +10.72%
	TERM	1,520,050	1,473,532	↓ -3.06%
	SAVING	10,970,245	10,693,238	↓ -2.53%
WHOLELIFE	8,495,720	8,710,590	↑ +2.53%	

Number of Policy inforce		Year To Date		
		2020Q2	2021Q2	Change%
proportion	Total	100.00%	100.00%	
	PA	6.71%	6.48%	▼ -0.24%
	ULIFE	0.27%	0.51%	▲ +0.24%
	UNITLINK	1.12%	1.28%	▲ +0.16%
	ANNUITY	0.77%	0.86%	▲ +0.10%
	GROUP	7.29%	7.26%	▼ -0.03%
	INDUSTRY	4.08%	3.70%	▼ -0.38%
	OTHER	0.13%	0.14%	▲ +0.01%
	TERM	5.77%	5.63%	▼ -0.14%
	SAVING	41.63%	40.86%	▼ -0.78%
WHOLELIFE	32.24%	33.28%	▲ +1.04%	



3. กำไร(ขาดทุน) ขั้นต้น



Underwriting Profit		Year To Date		
		2020Q2	2021Q2	Change%
Million Baht	Income	330,805	328,991	↓ -0.55%
	Reserve&Loss incurred	235,370	235,838	↑ +0.20%
	Expenses	66,111	66,546	↑ +0.66%
	Underwriting Profit	29,324	26,607	↓ -9.26%

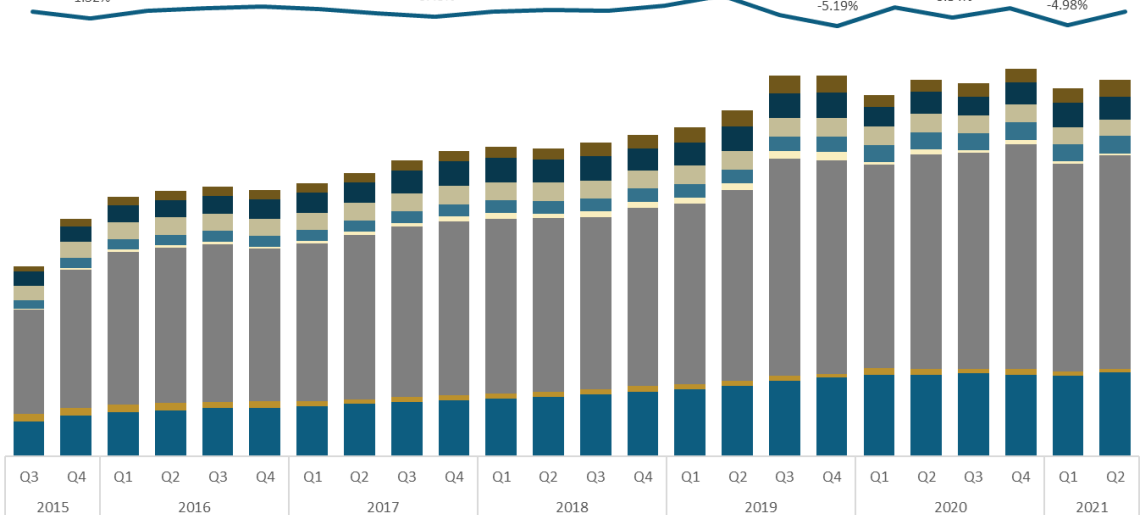
Underwriting Profit		Year To Date		
		2020Q2	2021Q2	Change%
proportion	Income	100.00%	100.00%	
	Reserve&Loss incurred	71.15%	71.69%	▲ +0.53%
	Expenses	19.98%	20.23%	▲ +0.24%
	Underwriting Profit	8.86%	8.09%	▼ -0.78%



4. สินทรัพย์ลงทุน

Life Investment Asset : (All)

+1.79% -1.32% +2.56% +3.77% +4.34% +3.29% +1.31% -0.45% +1.75% +2.60% +2.27% +5.11% +9.98% +0.13% -5.19% +4.24% -0.84% +3.86% -4.98% +2.13%



Investment Asset	Year To Date			
	2021Q1	2021Q2	%Change	
Billion Baht	Debenture	829	865	↑ +4.34%
	Deposits	47	37	↓ -21.38%
	Gov bond	2,134	2,195	↑ +2.87%
	Others	29	23	↓ -20.73%
	Policy Loan	179	180	↑ +0.50%
	Promissory Note	174	169	↓ -3.13%
	Stock	249	240	↓ -3.41%
	Unit trust	155	167	↑ +8.11%
	Inv Asset	3,795	3,876	↑ +2.13%
	Proportion	Debenture	21.84%	22.31%
Deposits		1.24%	0.95%	▼ -23.01%
Gov bond		56.23%	56.64%	▲ +0.73%
Others		0.76%	0.59%	▼ -22.38%
Policy Loan		4.72%	4.65%	▼ -1.59%
Promissory Note		4.59%	4.35%	▼ -5.15%
Stock		6.55%	6.19%	▼ -5.43%
Unit trust		4.08%	4.31%	▲ +5.85%
Inv Asset		100.00%	100.00%	